

Tebalkan angka yang bergaris putus-putus kemudian ikutilah di bawahnya

<b>1</b> satu	1	1	1	1	1	1	1

<b>2</b> dua	2	2	2	2	2	2	2

<b>3</b> tiga	3	3	3	3	3	3	3

<b>4</b> empat	4	4	4	4	4	4	4

<b>5</b> lima	5	5	5	5	5	5	5

Tebalkan angka yang bergaris putus-putus kemudian ikutilah di bawahnya

<b>6</b> enam	6	6	6	6	6	6	6

<b>7</b> tujuh	7	7	7	7	7	7	7

<b>8</b> delapan	8	8	8	8	8	8	8

<b>9</b> sembilan	9	9	9	9	9	9	9

<b>10</b> sepuluh	10	10	10	10	10	10	10

# Angka 11-15

sebelas



11

dua belas



12

tiga belas



13

empat belas




14

lima belas



15

Hitunglah jumlah benda, lalu tebalkan angkanya dan tuliskan kembali jumlahnya




10 1



11

---

...




10 2



12

---

...



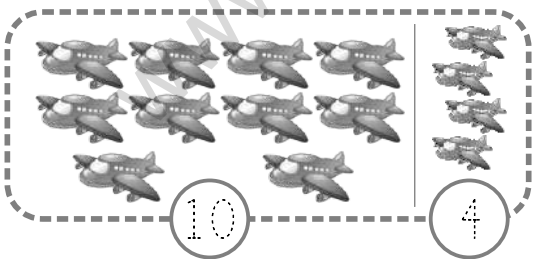
10 3



13

---

...




10 4



14

---

...



10 5



15


---

...


Hitung gambar dalam kotak, lalu  
pasangkan sesuai dengan angka-  
angkanya




• 11




• 12



• 13



• 14



• 15

Urutkan angka dari yang terkecil  
hingga terbesar

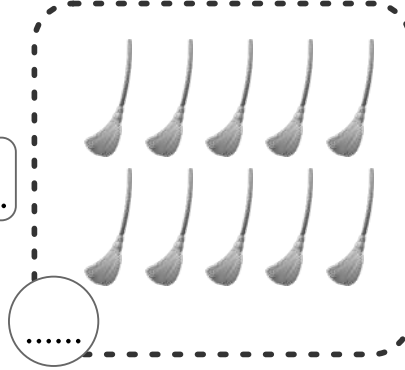
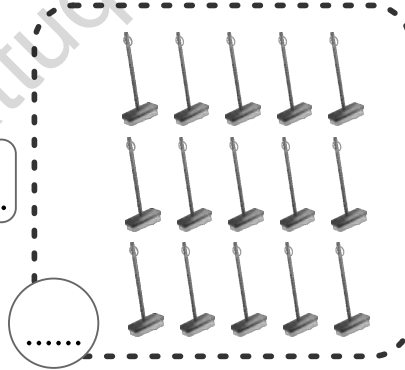
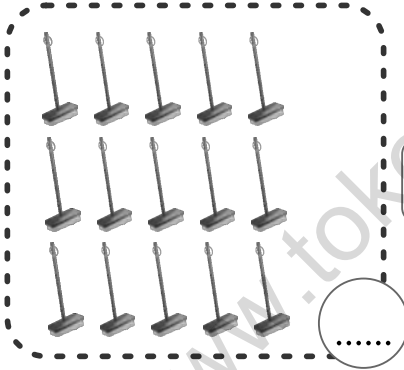


10	14	12	13	11	15
.....	.....	.....	.....	.....	.....

8	10	9	12	11	13
.....	.....	.....	.....	.....	.....

10	9	12	14	13	11
.....	.....	.....	.....	.....	.....

7	9	8	10	11	12
.....	.....	.....	.....	.....	.....

Hitunglah jumlah benda-benda di bawah ini,  
kemudian beri tanda = bila jumlahnya sama,  
dan tulislah tanda  $\neq$  bila tidak sama.



# Penjumlahan 1 – 15

Hitunglah masing-masing gambar, lalu lengkapi penjumlahan seperti contoh!

